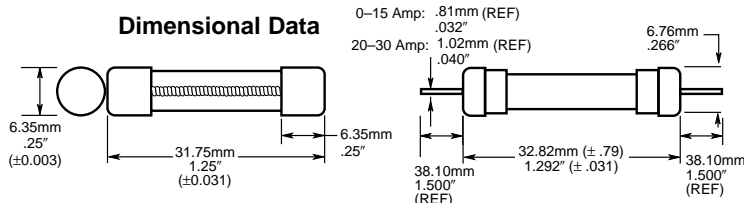


Time-Delay Glass Fuses

For 1/4" x 1-1/4" (6.3mm x 32mm)

MDL
MDL-V



Catalog Symbol: MDL

1/4" x 1-1/4" (3AG)

Characteristics: Time-Delay

Agency Approvals*: UL/CSA 248-4

Construction: Glass Tube,
Albalyo Plated Brass Endcaps

Packaging & Ordering Information:

Package Code Blank 5 in BK/ 100 in	MDL — V — (See Table)	Product Symbol Blank -no lead V-Axial lead	Rated Current
Weight = .93 lbs/100			

Time-Current Characteristics:

Rated Current	Percent of Rating		
	110%	135%	200%
0-30	4 hrs. (min)	60 min. (max)	120 sec. (max)

CE logo denotes compliance with European Union Low Voltage Directive (50-1000 VAC, 75-1500 VDC). Refer to BIF document #8002 or contact Bussmann Application Engineering at 314-527-1270 for more information.

Electrical Characteristics

Rated Current ⁵	Rated Voltage		Interrupting Rating ¹		Pre-arcing I ² t (A ² sec)		Typical Total Clearing ³ I ² t (A ² sec)		Typical Voltage Drop ² Volts at 100% Rated Current	Agency* Approvals		
	AC (Max.)	DC ⁶ (Max.)	AC	DC ⁶	AC	DC ⁶	AC	DC ⁶		UL	CSA	CE
1/16	250V	250V	35A	35A	.21	.02	.51	3.59	5.56	•	•	•
1/10	250V	250V	35A	35A	.04	.60	.11	1.31	2.02	•	•	•
1/8	250V	250V	35A	35A	.05	.06	.06	.06	1.68	•	•	•
3/16	250V	250V	35A	35A	.08		.52		1.12	•	•	•
2/10	250V	250V	35A	35A	.08		.68		1.00	•	•	•
1/4	250V	250V	35A	35A	.43	.44	.96	.45	1.02	•	•	•
3/10	250V	250V	35A	35A	.41	.43	1.13	.66	1.48	•	•	•
3/8	250V	250V	35A	35A	.72	.83	1.86	2.00	.85	•	•	•
1/2	250V	250V	35A	35A	1.48	2.02	2.52	2.14	1.26	•	•	•
3/4	250V	250V	35A	35A	3.75	4.25	5.11	4.62	1.01	•	•	•
1	250V	250V	35A	35A	10.24	9.80	12.65	10.25	.98	•	•	•
1-1/4	250V	250V	100A	100A	10.70		21.40		.77	•	•	•
1-1/2	250V	250V	100A	100A	19.10		30.90		.74	•	•	•
2	250V	250V	100A	100A	68.60		79.70		.59	•	•	•
2-1/4	250V	250V	100A	100A	55.40		78.20		.27	•	•	•
2-1/2	250V	250V	100A	100A	63.50		77.10		.42	•	•	•
3	250V	250V	100A	100A	43.10	30.27	68.60	76.09	.35	•	•	•
4	250V	32V	200A	1000A	181.90		203.50		.20	•	•	•
5	250V	32V	200A	1000A	311.30		374.00		.19	•	•	•
6	250V	32V	200A	1000A	368.30		427.50		.17	•	•	•
7	250V	32V	200A	1000A	457.50		507.60		.15	•	•	•
8	250V	250V	200A	200A	280.90	422.00	455.20	531.00	.12	•	•	•
9	32V	32V	1000A	1000A	568.00		685.00		.14	•	•	•
10	32V	32V	1000A	1000A	671.00		874.00		.12	•	•	•
15	32V	32V	1000A	1000A	1931.00		2296.00		.14	•	•	•
20	32V	32V	1000A	1000A	5652.00		5992.00		.05	•	•	•
25	32V	32V	1000A	1000A	15356.00		15789.00		.07	•	•	•
30	32V	32V	1000A	1000A	28033.00		28499.00		.07	•	•	•

*Approvals: UL Listed, Std. 248-14, Guide JDYX, File E19180; CSA Certification Class 1422-01, File 53787; U.L. Recognized, Guide #JDYX2, File E19180.

1. Interrupting ratings were measured at 70% - 80% power factor on AC, and at a time constant described in UL 198L.
2. Voltage drop was measured at 25°C±3°C ambient temperature at rated current.
3. I²t was measured at listed interrupting rating and rated voltage.
4. Interrupting rating for MDL 1/16-8A @ 125 VAC is 10000A. Interrupting rating listed corresponds to maximum rated voltage.
5. Other available sizes include 1/100, 1/32, 15/100, 175/100, 4/10, 6/10, 7/10, 8/10, 1-2/10, 1-6/10, 1-8/10, 2-8/10, 3-2/10, 3-1/2, 6-1/4, 7-1/2 and 12.
6. 1-10A, UL Recognized: 125 VDC and 500 AIC. Other DC ratings are self-certified.

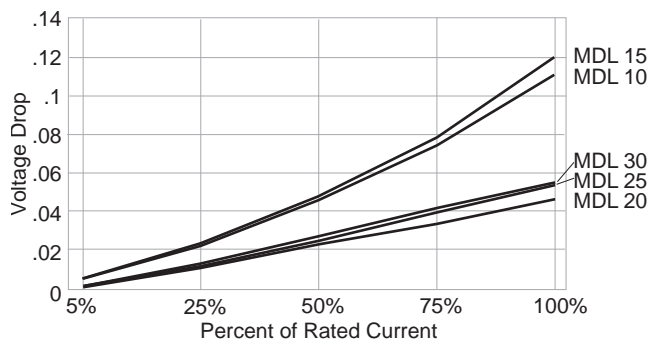
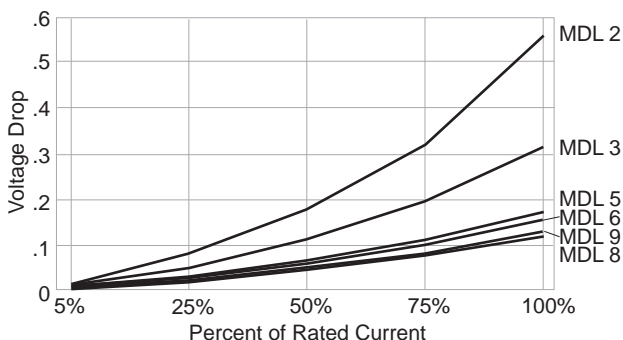
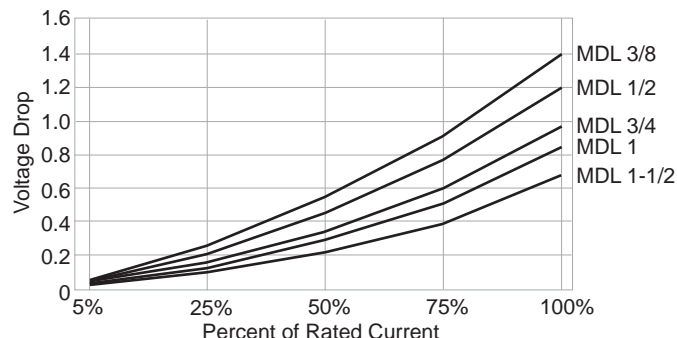
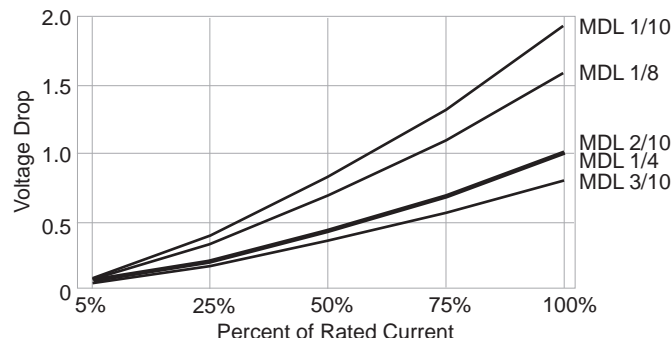
Time-Delay Glass Fuses

For 1/4" x 1-1/4" (6.3mm x 32mm)

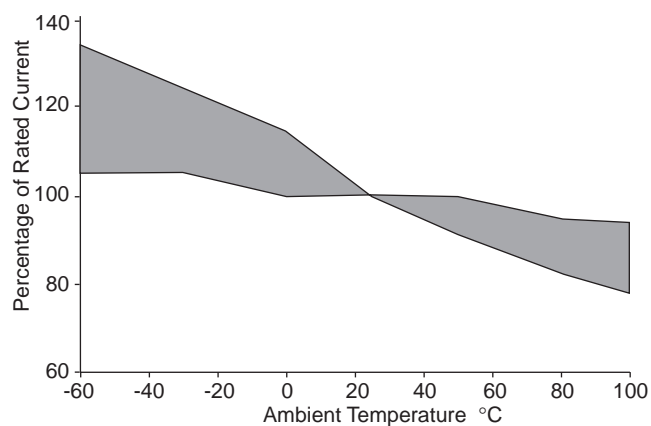
MDL

MDL-V

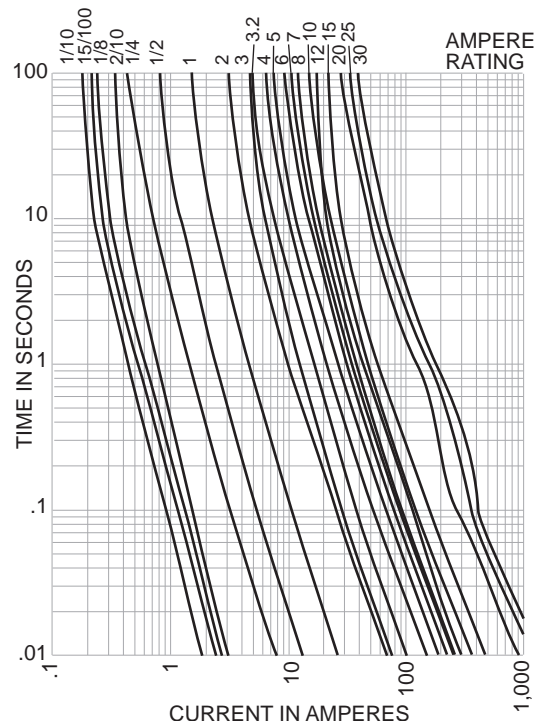
1.0 Typical Voltage Drop (At 25° C Ambient Temperature)



2.0 Ambient Temperature Effect Chart (Derating Curve)



Time-Current Characteristic Curves—Average Melt (Full Size Curves Available)



This bulletin is intended to clearly present comprehensive product data and provide technical information that will help the end user with design applications. Bussmann reserves the right, without notice, to change design or construction of any products and to discontinue or limit distribution of any products. Bussmann also reserves the right to change or update, without notice, any technical information contained in this bulletin. Once a product has been selected, it should be tested by the user in all possible applications.