

# Time-Delay Ceramic Fuses

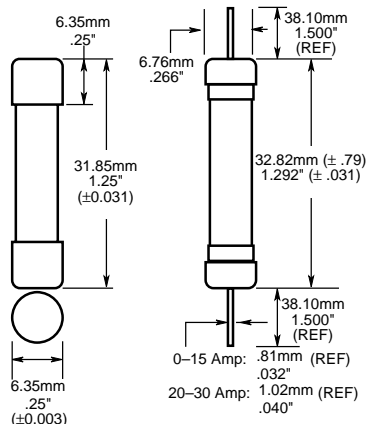
## For 1/4" x 1-1/4" (6.3mm x 32mm)

# MDA

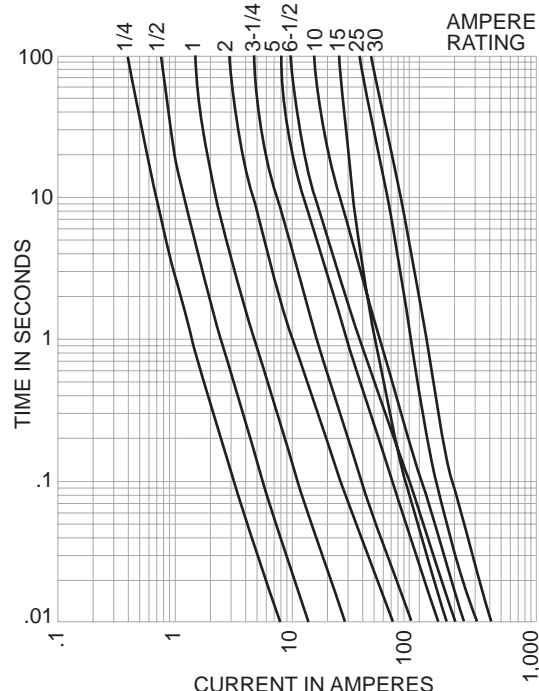
# MDA-V



### Dimensional Data



### Time-Current Characteristic Curves—Average Melt (Full Size Curves Available)



**Product Name:** MDA (3AB)  
**Characteristics:** Time-Delay  
**Agency Approvals\*:**  
 UL/CSA 248-14  
**Construction:** Ceramic Tube  
 Albaloy Plated Brass Endcaps

### Packaging & Ordering Information:

|   |                              |  |                                     |
|---|------------------------------|--|-------------------------------------|
| <b>Package Code</b><br>Blank 5 in<br>BK/ 100 in | <b>MDA</b><br>Product Symbol | <b>V</b><br>Lead<br>Blank -no lead<br>V-Axial lead | <b>(See Table)</b><br>Rated Current |
|---|------------------------------|--|-------------------------------------|

Weight = .97 lbs/100

### Time-Current Characteristics:

| Rated Current | Percent of Rating |               |                |
|---------------|-------------------|---------------|----------------|
|               | 110%              | 135%          | 200%           |
| 0-30          | 4 hrs. (min)      | 60 min. (max) | 120 sec. (max) |

CE logo denotes compliance with European Union Low Voltage Directive (50-1000 VAC, 75-1500 VDC). Refer to BIF document #8002 or contact Bussmann Application Engineering at 314-527-1270 for more information.

### Electrical Characteristics

| Rated Current <sup>5</sup> | Rated Voltage <sup>6</sup> |           | Interrupting Rating <sup>1,4</sup> |      | Pre-arcing I <sup>2</sup> T (A <sup>2</sup> sec) |         | Typical Total Clearing <sup>3</sup> I <sup>2</sup> T (A <sup>2</sup> sec) |         | Typical Voltage Drop <sup>2</sup> Volts at 100% Rated Current | Agency* Approvals |     |
|----------------------------|----------------------------|-----------|------------------------------------|------|--|---------|---|---------|---|-------------------|-----|
|                            | AC (Max.)                  | DC (Max.) | AC                                 | DC   | AC   | DC      | AC  | DC      |   | UL                | CSA |
| 2/10                       | 250V                       | 250V      | 35A                                | 35A  | .44  | .40     | .28   | 2.57    | 1.78  | •                 | •   |
| 1/4                        | 250V                       | 250V      | 35A                                | 35A  | .50  | .56     | .70   | .57     | 3.41  | •                 | •   |
| 1/2                        | 250V                       | 250V      | 35A                                | 35A  | 1.67   | 4.34    | 2.25  | 4.64    | 1.51  | •                 | •   |
| 3/4                        | 250V                       | 250V      | 35A                                | 35A  | 5.21   | 6.55    | 6.80  | 6.83    | 1.02  | •                 | •   |
| 1                          | 250V                       | 250V      | 35A                                | 35A  | 10.08  | 8.71    | 12.53   | 10.28   | .96   | •                 | •   |
| 1-1/2                      | 250V                       |           | 100A                               |      | 24.50  |         | 30.00   |         | .70   | •                 | •   |
| 2                          | 250V                       |           | 100A                               | 100A | 36.53  | 24.95   | 73.43   | 73.55   | .58   | •                 | •   |
| 2-1/2                      | 250V                       |           | 100A                               |      | 27.40  |         | 36.95   |         | .23   | •                 | •   |
| 3                          | 250V                       | 250V      | 100A                               |      | 35.70  |         | 144.00  |         | .22   | •                 | •   |
| 4                          | 250V                       |           | 200A                               |      | 141.50   |         | 165.90  |         | .18   | •                 | •   |
| 5                          | 250V                       |           | 200A                               |      | 310.00   |         | 368.30  |         | .17   | •                 | •   |
| 6                          | 250V                       |           | 200A                               |      | 534.30   |         | 567.20  |         | .16   | •                 | •   |
| 7                          | 250V                       |           | 200A                               |      | 591.30   |         | 364.00  |         | .15   | •                 | •   |
| 8                          | 250V                       |           | 200A                               |      | 898.20   |         | 906.10  |         | .13   | •                 | •   |
| 10                         | 250V                       | 250V      | 200A                               | 200A | 843.00   | 1515.00 | 924.50  | 1661.00 | .12   | •                 | •   |
| 15                         | 250V                       | 250V      | 1500A                              |      | 238.10   | 216.90  | 359.70  | 299.90  | .13   | •                 | •   |
| 20                         | 250V                       |           | 400A                               |      | 582.00   |         | 761.00  |         | .13   | •                 | •   |
| 25                         | 250V                       |           | 1000A                              |      | 1097.00  |         | 1410.00   |         | .13   | •                 | •   |
| 30                         | 250V                       |           | 1000A                              |      | 1565.00  |         | 2064.00   |         | .14   | •                 | •   |

\*Approvals: UL Listed, Std. 248-14, Guide #JDYX, File #E19180; CSA Certification, Class #1422-01, File #53787.

- Interrupting ratings were measured at 70% - 80% power factor on AC, and at a time constant described in UL 198L.
- Voltage drop was measured at 25°C±3°C ambient temperature at rated current.
- I<sup>2</sup>t was measured at listed interrupting rating and rated voltage.
- Interrupting rating for MDA 1/32-15A @ 125 VAC is 10,000A. Interrupting rating listed corresponds to maximum rated voltage.
- Other available sizes include 1/32, 1/16, 1/10, 1/8, 15/100, 3/10, 3/8, 4/10, 6/10, 8/10, 1-1/4, 1-6/10, 2-8/10, 3-2/10, 4-1/2, 6-1/4, and 12.
- DC ratings are self certified.



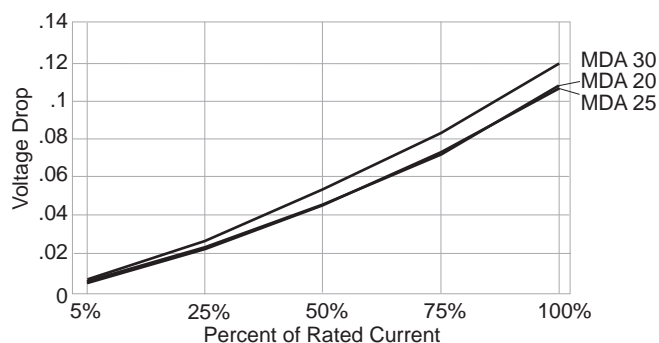
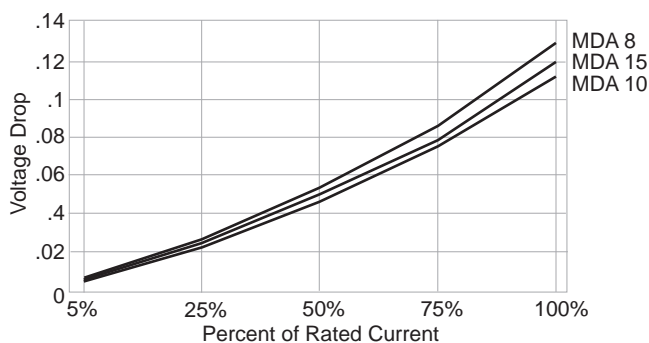
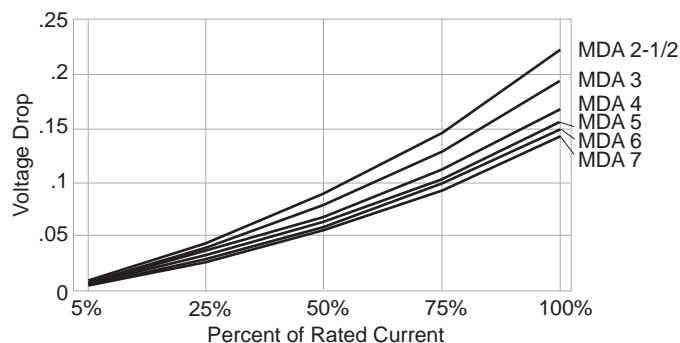
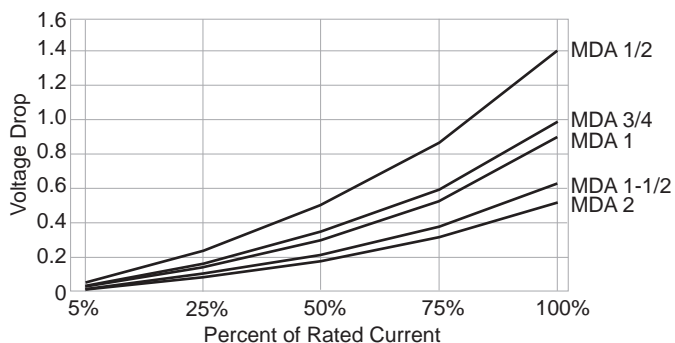
# Time-Delay Ceramic Fuses

## For 1/4" x 1-1/4" (6.3mm x 32mm)

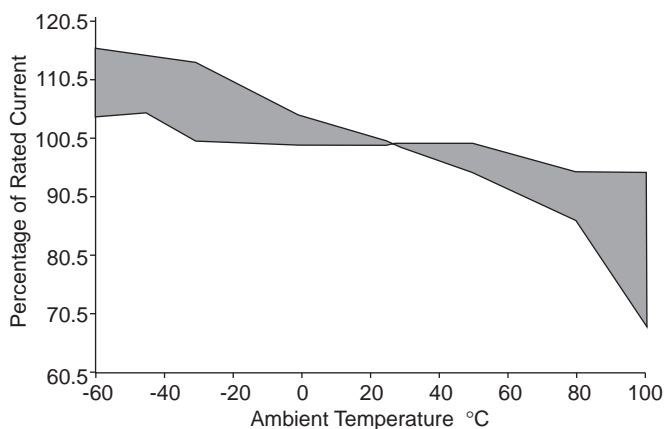
# MDA

# MDA-V

### 1.0 Typical Voltage Drop (At 25° C Ambient Temperature)



### 2.0 Ambient Temperature Effect Chart (Derating Curve)



This bulletin is intended to clearly present comprehensive product data and provide technical information that will help the end user with design applications. Bussmann reserves the right, without notice, to change design or construction of any products and to discontinue or limit distribution of any products. Bussmann also reserves the right to change or update, without notice, any technical information contained in this bulletin. Once a product has been selected, it should be tested by the user in all possible applications.