

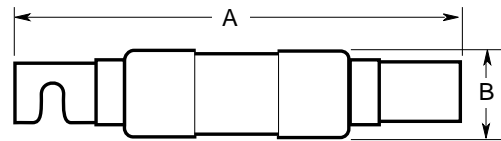
Low-Peak®
Dual-Element Time-Delay Fuses
Class RK1 – 250 Volts AC/DC

LPN-RK
70-600A



Dimensional Data

NEW DESIGN



Dimensions (inches)

Ampere Ratings	"A"	"B"
70-100	5.88 (± 0.062)	1.16 (± 0.008)
110-200	7.13 (± 0.062)	1.66 (± 0.008)
225-400	8.63 (± 0.094)	2.38 (± 0.008)
450-600	10.38 (± 0.094)	2.88 (± 0.008)

Catalog Symbol: LPN-RK_SP

Ampere Rating: 70 to 600 Amperes

Voltage Ratings:

AC: 250 Volts (or less)

DC: 250 Volts (or less)

Interrupting Ratings:

AC: 300,000A RMS Sym.

DC: 20,000 Amperes

Agency Approvals:

UL Listed—Special Purpose**, Guide JFHR, File E56412

CSA Certified, (200,000 AIR) Class 1422-02, File 53787,

Class RK1 per CSA C22.2 No. 248.12

Catalog Numbers

LPN-RK-70SP	LPN-RK-150SP	LPN-RK-350SP
LPN-RK-80SP	LPN-RK-175SP	LPN-RK-400SP
LPN-RK-90SP	LPN-RK-200SP	LPN-RK-450SP
LPN-RK-100SP	LPN-RK-225SP	LPN-RK-500SP
LPN-RK-110SP	LPN-RK-250SP	LPN-RK-600SP
LPN-RK-125SP	LPN-RK-300SP	—

Available with tin plate option. Add Suffix "-TP" (Ex.: LPN-RK-100SP-TP)

Carton Quantity and Weight—LPN-RK (250 Volts AC)

Ampere Ratings	Carton Qty.	Weight*	
		Lbs.	Kg.
70-100	5	1.9	0.9
110-200	1	0.9	0.4
225-400	1	2.0	0.9
450-600	1	3.0	1.4

*Weight per carton.

** Meets all performance requirements of UL Standard 248-12 for Class RK1 fuses.

CE CE logo denotes compliance with European Union Low Voltage Directive (50-1000 VAC, 75-1500 VDC). Refer to BIF document #8002 or contact Bussmann Application Engineering at 314-527-1270 for more information.

Features:

- Current limiting for maximum short-circuit protection.
- Type 2 protection for IEC and NEMA starters when properly sized.
- High in-rush current motor protection.
- Time-delay that permits 125% FLA sizing for back-up motor protection.
- Provides protection against single-phase motor damage.
- Low watt loss power consumption.
- Electrically isolated endcaps.
- Bolt-in mounting ability.
- 250 VDC, UL Listed.

Applications:

- Branch distribution
- Motors
- Transformers
- Solenoids
- General purpose circuits

Recommended Fuseblocks:

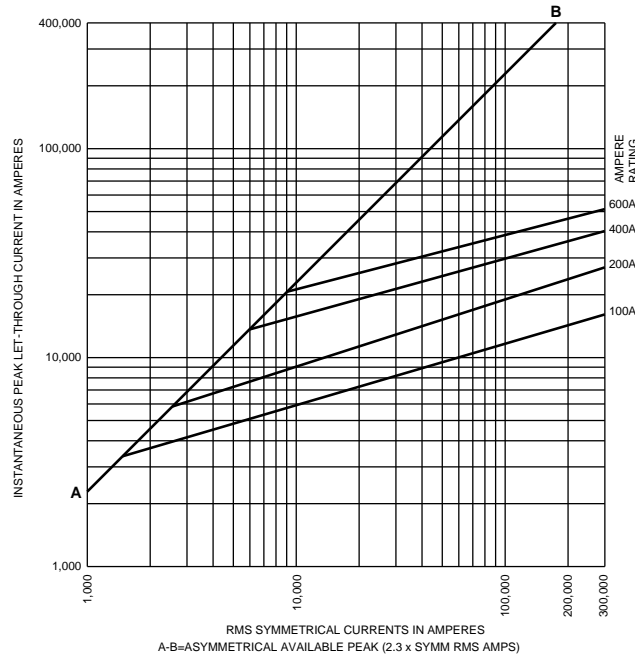
	1 Pole	2 Pole	3 Pole
100 Amp Case			
Box Lug	R25100-1CR	R25100-2CR	R25100-3CR
200 Amp Case			
Box Lug	R25200-1CR	—	R25200-3CR
400 Amp Case			
Box Lug	R25400-1CR	—	R25400-3CR
600 Amp Case			
Box Lug	R25600-1CR	—	R25600-3CR

For additional information on the R250 series fuseblocks, refer to BIF document 1110.

Low-Peak® Dual-Element Time-Delay Fuses Class RK1 – 250 Volts AC/DC

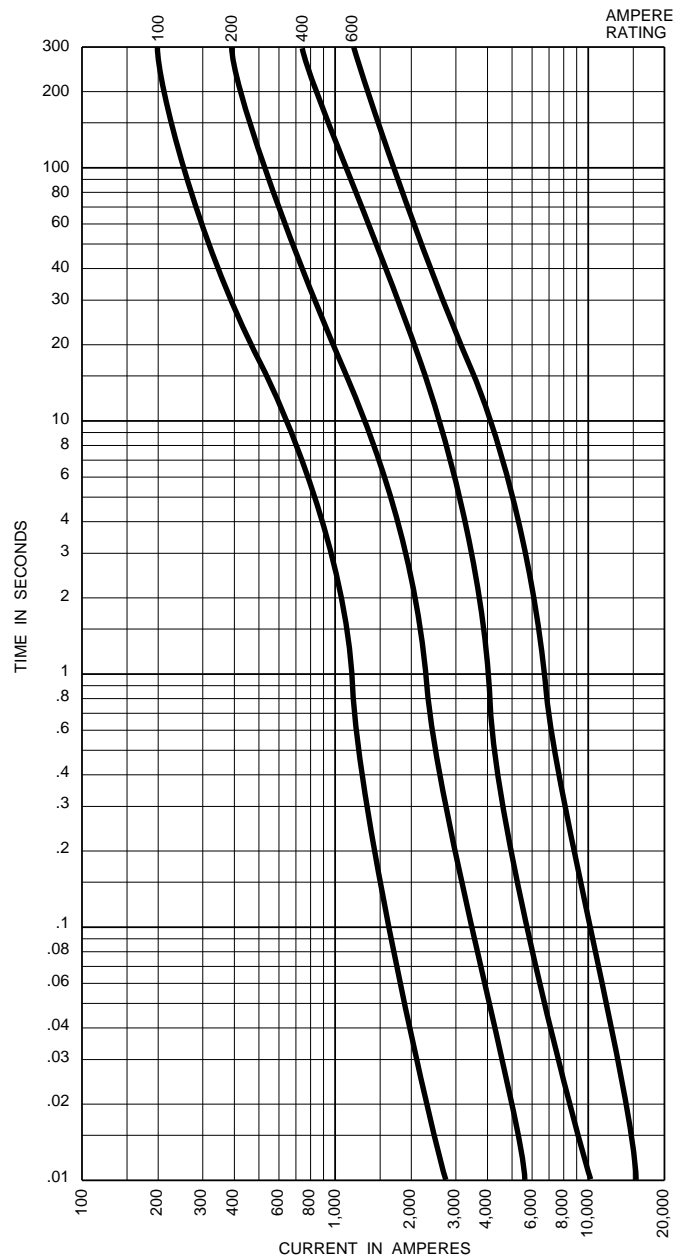
LPN-RK 70-600A

Current Limitation Curves



NEW DESIGN

Time-Current Characteristic Curves—Average Melt



Current-Limiting Effects

Prop. S.C.C.	Let-Through Current (Apparent RMS Symmetrical) Versus Fuse Rating			
	100A	200A	400A	600A
5,000	2,100	3,150	5,000	5,000
10,000	2,600	3,950	6,900	9,250
15,000	2,950	4,500	7,650	10,250
20,000	3,200	4,900	8,350	11,050
25,000	3,350	5,300	8,850	11,750
30,000	3,550	5,600	9,300	12,250
35,000	3,750	5,850	9,700	12,800
40,000	3,900	6,150	10,050	13,250
50,000	4,150	6,600	10,700	14,050
60,000	4,400	7,000	11,250	14,750
80,000	4,750	7,650	12,200	15,850
100,000	5,050	8,250	12,950	16,800
150,000	5,700	9,400	14,500	18,650
200,000	6,200	10,300	15,700	20,100
250,000	6,600	11,050	16,700	21,250
300,000	7,000	11,750	17,550	22,350

*Values derived from curve data

For information on the previous design LPN-RK 70-6009SP, see BIF Document 1048.

This bulletin is intended to clearly present comprehensive product data and provide technical information that will help the end user with design applications. Bussmann reserves the right, without notice, to change design or construction of any products and to discontinue or limit distribution of any products. Bussmann also reserves the right to change or update, without notice, any technical information contained in this bulletin. Once a product has been selected, it should be tested by the user in all possible applications.